

Scaled data based on original data using
LM-79-08 Approved Method: Electrical and Photometric Measurements of Solid-
State Lighting Products

Test Report Prepared for
Cooper Lighting Solutions
(formerly Eaton)

Brand: McGRAW-EDISON

Report Number: P227464

Luminaire Tested: **ISW-AF-1000-LED-E1-RW-7030**

Issue Date: 3/3/2020

Test Information

Test Method: LM-79-08
Report Number: P227464
TEST IS SCALED FROM IESNA LM-79-08 TEST DATA (P29767)
Test Lab: INNOVATION CENTER-P2
Issue Date: 3/3/2020
Manufacturer: COOPER LIGHTING SOLUTIONS (FORMERLY EATON)
Product Line: MCGRAW-EDISON
Catalog Number: ISW-AF-1000-LED-E1-RW-7030
Description: IMPACT ELITE LED WEDGE LUMINAIRE
LIGHT SQUARE WITH ACCULED OPTICS-RECTANGULAR WIDE TYPE I
Light Source: (16) 3000K CCT, 70 CRI LEDs
Ballast/Driver: ELECTRONIC DRIVER

Summary

Lumens per Lamp: N/A
Luminaire Lumens: 5288 lumens
Efficiency: N/A
Efficacy: 96.8 lumens/watt
Luminous Opening: Rectangular (W 0.5' x L: 0.5' x H: 0')
IES Classification: Type II - Medium - Cutoff
BUG Rating: B2 - U1 - G2

Input Watts (W): 54.6
Input Voltage (V): 120
Input Current (Ain): NR
Voltage Rise (V): NR
Power Factor: NR
Total Harmonic Distortion (THDi): NR
Frequency (hertz): 60
Stabilization Time: NR
Operation Time: NR
Ambient Temperature (°C): NR
Test Distance: 25 FT

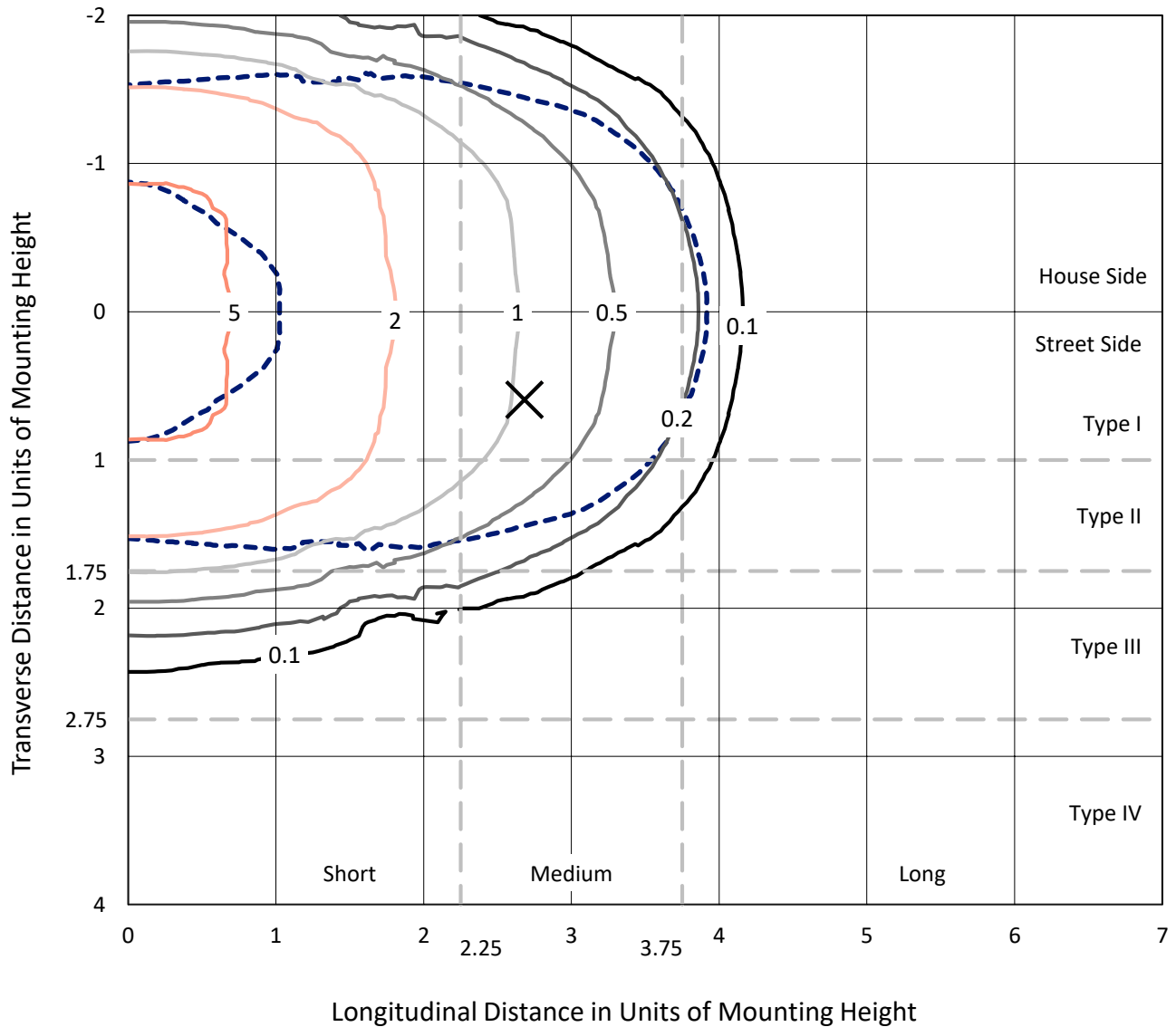


REPORT NUMBER: P227464

CATALOG NUMBER: ISW-AF-1000-LED-E1-RW-7030

Iso-Footcandle Lines of Horizontal Illumination

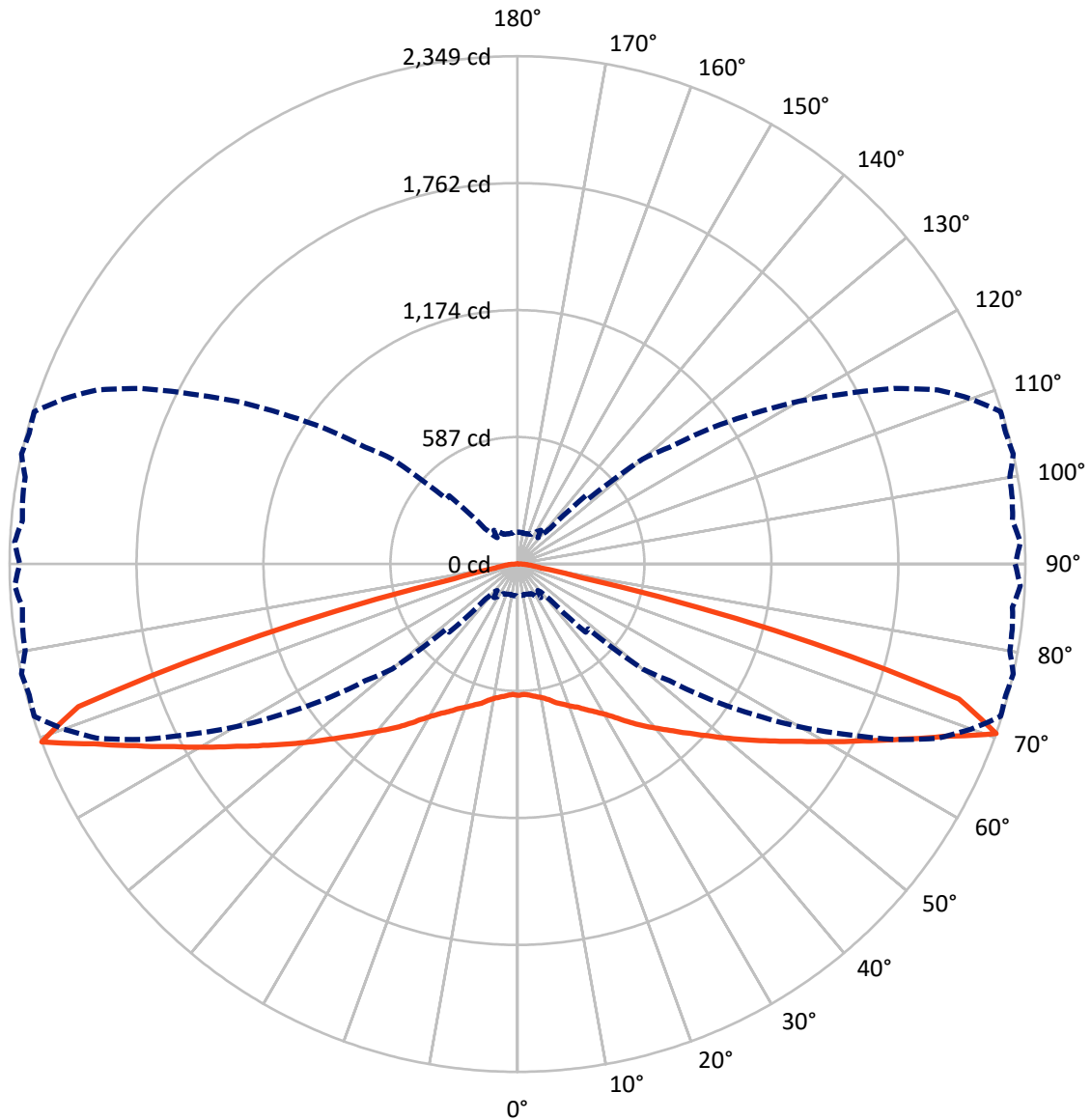
× Max cd
 - - - 1/2 Max cd



Based on 10 foot mounting height. Maximum calculated value = 6.3 fc
 Type II - Medium - Cutoff

REPORT NUMBER: P227464
CATALOG NUMBER: ISW-AF-1000-LED-E1-RW-7030

Luminous Intensity Polar Plot



— Vertical Plane Through 77.5-Deg Lateral - - - Horizontal Cone Through 70-Deg Vertical

REPORT NUMBER: P227464

CATALOG NUMBER: ISW-AF-1000-LED-E1-RW-7030

FLUX DISTRIBUTION:

		Downward	Upward	Total
House Side	Lumens	2643.6	0.4	2644.0
	% Fixture	50.0	0.0	50.0
Street Side	Lumens	2643.6	0.4	2644.0
	% Fixture	50.0	0.0	50.0
Total	Lumens	5287.1	0.8	5288.0
	% Fixture	100.0	0.0	100.0

Coefficient of Utilization

ZONAL LUMENS:

Zone	Lumens	% Fixture
0°-10°	58.7	1.1
10°-20°	183.6	3.5
20°-30°	344.6	6.5
30°-40°	602.2	11.4
40°-50°	981.7	18.6
50°-60°	1343.5	25.4
60°-70°	1235.9	23.4
70°-80°	483.1	9.1
80°-90°	53.8	1.0
90°-100°	0.8	0.0
100°-110°	0.0	0.0
110°-120°	0.0	0.0
120°-130°	0.0	0.0
130°-140°	0.0	0.0
140°-150°	0.0	0.0
150°-160°	0.0	0.0
160°-170°	0.0	0.0
170°-180°	0.0	0.0
0°-90°	5287.1	100.0
0°-180°	5288.0	100.0



REPORT NUMBER: P227464

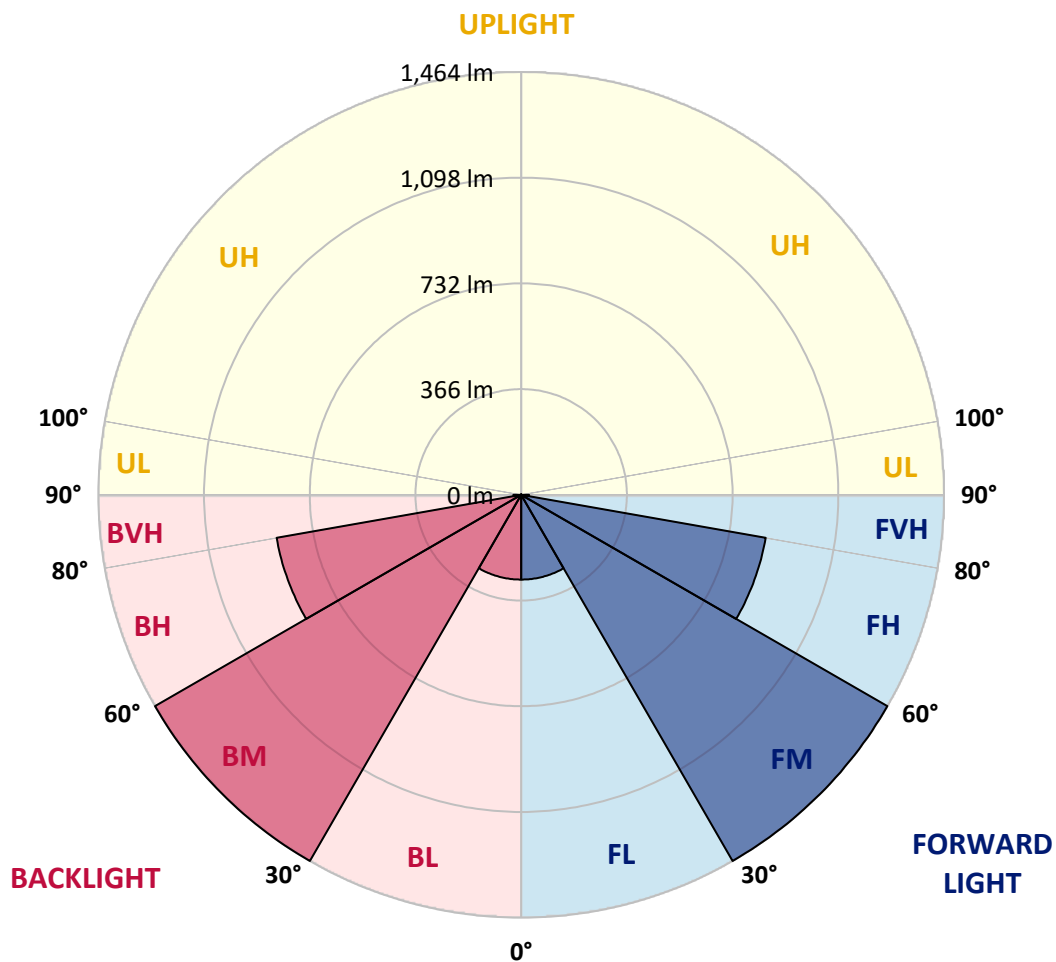
CATALOG NUMBER: ISW-AF-1000-LED-E1-RW-7030

LUMINAIRE CLASSIFICATION SYSTEM LUMEN TABLE AND BUG RATING:

Zone		Lumens	% Fixture	Zone Rating/Lumen Limit		
				B	U	G
FL	(0°-30°)	293.5	5.5			
FM	(30°-60°)	1463.7	27.7			
FH	(60°-80°)	859.5	16.3			G1/1800
FVH	(80°-90°)	26.9	0.5			G1/100
BL	(0°-30°)	293.5	5.5	B1/500		
BM	(30°-60°)	1463.7	27.7	B2/2500		
BH	(60°-80°)	859.5	16.3	B2/1000		G2/1000
BVH	(80°-90°)	26.9	0.5			G1/100
UL	(90°-100°)	0.8	0.0		U1/10	
UH	(100°-180°)	0.4	0.0		U1/10	

BUG Rating: B2-U1-G2

Type II Medium





REPORT NUMBER: P227464

CATALOG NUMBER: ISW-AF-1000-LED-E1-RW-7030

CANDELA DISTRIBUTION (FULL):

	0°	5°	15°	25°	35°	37.5°	40°	42.5°	45°	47.5°	50°
0°	607.5	607.5	607.5	607.5	607.5	607.5	607.5	607.5	607.5	607.5	607.5
2.5°	605.1	604.3	604.3	605.1	606.7	607.5	605.9	606.7	606.7	605.9	608.2
5°	606.7	605.9	606.7	608.2	610.6	612.9	612.1	612.1	612.9	611.3	615.2
7.5°	605.1	604.3	605.9	609.8	615.2	618.3	618.3	618.3	619.9	619.1	623.8
10°	598.1	597.3	601.2	608.2	618.3	620.7	623.0	623.8	628.5	628.5	633.1
12.5°	591.9	592.7	598.1	609.0	625.3	626.1	629.2	632.3	638.6	635.5	644.0
15°	594.2	595.8	602.8	616.0	637.8	637.0	639.3	642.5	652.6	645.6	659.6
17.5°	605.9	608.2	616.0	631.6	654.1	650.2	653.3	658.0	671.2	662.7	679.0
20°	624.6	627.7	636.2	653.3	674.3	670.5	673.6	679.0	694.6	686.0	702.3
22.5°	649.5	652.6	661.9	681.3	703.9	699.2	702.3	707.0	724.1	710.9	731.1
25°	682.9	686.0	696.1	716.3	742.0	736.6	738.1	741.2	759.1	743.6	763.0
27.5°	729.6	732.7	741.2	760.7	785.6	780.9	782.5	785.6	804.2	788.7	805.8
30°	788.7	791.8	799.6	819.0	840.0	834.6	836.9	839.2	856.3	840.8	854.8
32.5°	858.7	857.9	869.6	889.8	908.5	898.3	898.3	898.3	914.7	899.1	910.0
35°	941.1	941.1	952.8	972.2	989.3	977.7	972.2	969.1	987.0	967.6	975.3
37.5°	1031.3	1027.5	1045.3	1063.2	1079.6	1064.8	1060.1	1056.2	1069.5	1047.7	1051.6
40°	1127.0	1123.9	1143.3	1163.6	1174.5	1155.0	1151.1	1146.5	1160.5	1139.5	1138.7
42.5°	1214.1	1211.8	1236.7	1260.0	1273.2	1248.4	1242.9	1238.2	1253.8	1232.8	1228.1
45°	1288.0	1287.2	1316.0	1347.9	1371.2	1344.8	1340.9	1333.1	1348.7	1323.0	1320.7
47.5°	1345.6	1342.5	1377.5	1424.1	1461.5	1434.2	1433.5	1428.0	1444.4	1416.4	1413.2
50°	1384.5	1386.8	1424.9	1479.4	1540.0	1514.4	1516.7	1514.4	1538.5	1510.5	1514.4
52.5°	1391.5	1396.1	1445.1	1516.7	1601.5	1570.4	1588.2	1595.2	1625.6	1601.5	1609.2
55°	1308.2	1321.5	1396.1	1520.6	1639.6	1620.1	1642.7	1662.9	1705.7	1685.5	1699.5
57.5°	1122.3	1149.6	1235.9	1416.4	1634.9	1645.8	1691.7	1722.8	1774.9	1757.0	1789.7
60°	867.2	885.9	981.6	1192.4	1485.6	1500.4	1583.6	1682.4	1802.1	1827.0	1878.4
62.5°	567.8	578.7	672.0	885.9	1228.1	1232.8	1336.2	1464.6	1672.2	1726.7	1870.6
65°	281.6	296.3	346.1	510.2	860.2	854.0	967.6	1117.7	1386.8	1446.7	1680.8
67.5°	175.8	178.1	188.2	236.4	430.9	382.7	476.0	633.1	959.0	1012.7	1309.8
70°	147.8	147.0	144.7	151.7	189.8	154.0	170.3	222.4	446.5	444.1	755.2
72.5°	136.1	133.8	127.6	126.8	132.2	121.3	122.9	126.0	178.9	150.1	290.9
75°	125.2	120.6	112.8	110.4	110.4	101.9	101.9	102.7	115.9	108.9	132.2
77.5°	112.0	106.6	98.8	95.7	92.6	83.2	82.4	83.2	93.3	87.1	98.8
80°	96.4	91.0	85.6	80.9	76.2	67.7	65.3	65.3	73.9	67.7	77.0
82.5°	84.0	77.0	75.4	67.7	60.7	52.9	50.6	46.7	54.4	47.4	57.6
85°	62.2	56.8	71.6	59.9	48.2	42.8	34.2	28.8	34.2	28.0	36.6
87.5°	35.8	33.4	63.0	47.4	42.8	45.9	28.0	20.2	19.4	17.1	20.2
90°	7.0	7.8	10.1	7.0	9.3	4.7	2.3	2.3	4.7	3.1	5.4
92.5°	0.0	0.0	0.0	0.0	0.0	0.0	0.0	0.0	0.0	0.0	0.0
95°	0.0	0.0	0.0	0.0	0.0	0.0	0.0	0.0	0.0	0.0	0.0
97.5°	0.0	0.0	0.0	0.0	0.0	0.0	0.0	0.0	0.0	0.0	0.0
100°	0.0	0.0	0.0	0.0	0.0	0.0	0.0	0.0	0.0	0.0	0.0
102.5°	0.0	0.0	0.0	0.0	0.0	0.0	0.0	0.0	0.0	0.0	0.0
105°	0.0	0.0	0.0	0.0	0.0	0.0	0.0	0.0	0.0	0.0	0.0
107.5°	0.0	0.0	0.0	0.0	0.0	0.0	0.0	0.0	0.0	0.0	0.0
110°	0.0	0.0	0.0	0.0	0.0	0.0	0.0	0.0	0.0	0.0	0.0



REPORT NUMBER: P227464

CATALOG NUMBER: ISW-AF-1000-LED-E1-RW-7030

CANDELA DISTRIBUTION (continued):

	0°	5°	15°	25°	35°	37.5°	40°	42.5°	45°	47.5°	50°
112.5°	0.0	0.0	0.0	0.0	0.0	0.0	0.0	0.0	0.0	0.0	0.0
115°	0.0	0.0	0.0	0.0	0.0	0.0	0.0	0.0	0.0	0.0	0.0
117.5°	0.0	0.0	0.0	0.0	0.0	0.0	0.0	0.0	0.0	0.0	0.0
120°	0.0	0.0	0.0	0.0	0.0	0.0	0.0	0.0	0.0	0.0	0.0
122.5°	0.0	0.0	0.0	0.0	0.0	0.0	0.0	0.0	0.0	0.0	0.0
125°	0.0	0.0	0.0	0.0	0.0	0.0	0.0	0.0	0.0	0.0	0.0
127.5°	0.0	0.0	0.0	0.0	0.0	0.0	0.0	0.0	0.0	0.0	0.0
130°	0.0	0.0	0.0	0.0	0.0	0.0	0.0	0.0	0.0	0.0	0.0
132.5°	0.0	0.0	0.0	0.0	0.0	0.0	0.0	0.0	0.0	0.0	0.0
135°	0.0	0.0	0.0	0.0	0.0	0.0	0.0	0.0	0.0	0.0	0.0
137.5°	0.0	0.0	0.0	0.0	0.0	0.0	0.0	0.0	0.0	0.0	0.0
140°	0.0	0.0	0.0	0.0	0.0	0.0	0.0	0.0	0.0	0.0	0.0
142.5°	0.0	0.0	0.0	0.0	0.0	0.0	0.0	0.0	0.0	0.0	0.0
145°	0.0	0.0	0.0	0.0	0.0	0.0	0.0	0.0	0.0	0.0	0.0
147.5°	0.0	0.0	0.0	0.0	0.0	0.0	0.0	0.0	0.0	0.0	0.0
150°	0.0	0.0	0.0	0.0	0.0	0.0	0.0	0.0	0.0	0.0	0.0
152.5°	0.0	0.0	0.0	0.0	0.0	0.0	0.0	0.0	0.0	0.0	0.0
155°	0.0	0.0	0.0	0.0	0.0	0.0	0.0	0.0	0.0	0.0	0.0
157.5°	0.0	0.0	0.0	0.0	0.0	0.0	0.0	0.0	0.0	0.0	0.0
160°	0.0	0.0	0.0	0.0	0.0	0.0	0.0	0.0	0.0	0.0	0.0
162.5°	0.0	0.0	0.0	0.0	0.0	0.0	0.0	0.0	0.0	0.0	0.0
165°	0.0	0.0	0.0	0.0	0.0	0.0	0.0	0.0	0.0	0.0	0.0
167.5°	0.0	0.0	0.0	0.0	0.0	0.0	0.0	0.0	0.0	0.0	0.0
170°	0.0	0.0	0.0	0.0	0.0	0.0	0.0	0.0	0.0	0.0	0.0
172.5°	0.0	0.0	0.0	0.0	0.0	0.0	0.0	0.0	0.0	0.0	0.0
175°	0.0	0.0	0.0	0.0	0.0	0.0	0.0	0.0	0.0	0.0	0.0
177.5°	0.0	0.0	0.0	0.0	0.0	0.0	0.0	0.0	0.0	0.0	0.0
180°	0.0	0.0	0.0	0.0	0.0	0.0	0.0	0.0	0.0	0.0	0.0



REPORT NUMBER: P227464

CATALOG NUMBER: ISW-AF-1000-LED-E1-RW-7030

CANDELA DISTRIBUTION (continued):

	52.5°	55°	57.5°	60°	62.5°	65°	67.5°	70°	72.5°	75°	77.5°
0°	607.5	607.5	607.5	607.5	607.5	607.5	607.5	607.5	607.5	607.5	607.5
2.5°	605.9	608.2	605.1	608.2	602.8	607.5	603.6	608.2	604.3	608.2	603.6
5°	609.8	616.0	609.0	617.6	607.5	617.6	609.0	618.3	610.6	618.3	609.8
7.5°	616.0	626.9	617.6	628.5	616.0	630.0	618.3	631.6	619.9	632.3	619.1
10°	623.8	637.8	625.3	639.3	624.6	640.9	626.1	643.2	627.7	644.8	628.5
12.5°	630.8	648.7	634.7	653.3	637.0	656.5	639.3	661.1	642.5	665.0	644.0
15°	644.0	667.3	649.5	672.0	653.3	675.9	657.2	682.1	661.1	686.8	665.0
17.5°	661.1	686.8	668.1	690.7	670.5	695.3	675.1	700.0	679.0	705.5	681.3
20°	684.5	710.1	690.7	712.5	693.0	715.6	695.3	717.9	700.0	722.6	701.6
22.5°	710.9	735.0	714.0	735.8	714.0	735.0	715.6	735.8	717.9	738.9	720.2
25°	742.8	765.3	744.3	763.0	741.2	759.9	741.2	759.9	743.6	761.5	747.5
27.5°	787.1	804.2	782.5	798.8	775.5	791.8	772.3	788.7	773.1	788.7	774.7
30°	836.9	852.5	827.6	840.8	815.1	827.6	806.6	820.6	804.2	819.0	808.1
32.5°	891.3	903.8	878.9	889.8	863.3	874.2	851.7	861.0	847.0	856.3	849.3
35°	952.0	964.5	938.8	948.9	922.5	931.8	909.2	913.9	899.9	906.1	899.9
37.5°	1024.3	1035.2	1005.7	1015.0	986.2	997.9	970.7	975.3	958.2	962.1	949.7
40°	1102.1	1113.8	1078.8	1088.1	1052.3	1065.6	1035.2	1038.3	1015.0	1018.9	999.5
42.5°	1186.1	1197.0	1153.5	1161.2	1119.2	1133.2	1097.5	1103.7	1075.7	1079.6	1054.7
45°	1278.7	1284.9	1236.7	1242.1	1191.6	1205.6	1160.5	1172.1	1138.7	1146.5	1117.7
47.5°	1365.0	1377.5	1324.6	1329.2	1274.8	1283.4	1231.2	1246.8	1211.0	1222.7	1187.7
50°	1463.8	1473.1	1422.6	1423.4	1370.5	1373.6	1315.2	1330.8	1291.9	1304.4	1267.0
52.5°	1564.9	1571.1	1516.7	1522.1	1470.0	1475.5	1417.1	1423.4	1378.2	1389.1	1352.6
55°	1662.9	1664.5	1619.4	1617.8	1568.8	1578.9	1514.4	1528.4	1474.7	1486.4	1445.1
57.5°	1760.9	1766.4	1724.4	1725.9	1676.9	1683.9	1625.6	1635.7	1585.1	1599.1	1547.8
60°	1864.4	1881.5	1840.2	1845.7	1799.0	1813.0	1742.2	1755.5	1700.2	1722.8	1667.6
62.5°	1930.5	1994.3	1986.5	1995.0	1950.7	1957.7	1884.6	1905.6	1839.5	1855.8	1799.0
65°	1804.5	1960.8	2040.1	2127.3	2129.6	2152.1	2081.4	2089.1	2023.0	2019.1	1952.3
67.5°	1470.8	1663.7	1797.5	1976.4	2101.6	2222.1	2265.7	2276.6	2240.8	2202.7	2127.3
70°	887.5	1098.2	1295.0	1505.8	1703.4	1920.4	2104.7	2232.3	2343.5	2338.0	2348.9
72.5°	350.8	525.8	657.2	854.8	1050.8	1291.1	1494.9	1674.6	1865.9	1983.4	2135.8
75°	138.4	182.8	213.9	324.3	417.7	596.6	776.2	873.5	1023.6	1126.2	1232.0
77.5°	99.6	108.9	110.4	128.3	135.3	187.4	219.3	252.8	284.7	304.9	301.0
80°	77.0	83.2	83.2	91.0	90.2	100.3	98.0	107.3	106.6	114.3	108.9
82.5°	57.6	61.4	61.4	67.7	67.7	73.9	72.3	78.6	76.2	81.7	76.2
85°	37.3	41.2	41.2	44.3	42.8	49.0	48.2	52.9	50.6	52.9	49.0
87.5°	21.0	23.3	24.1	26.4	24.1	28.8	28.0	30.3	28.0	30.3	28.8
90°	3.1	4.7	3.1	4.7	2.3	7.0	3.9	7.8	2.3	9.3	3.9
92.5°	0.0	0.0	0.0	0.0	0.0	0.0	0.0	0.0	0.0	0.0	0.0
95°	0.0	0.0	0.0	0.0	0.0	0.0	0.0	0.0	0.0	0.0	0.0
97.5°	0.0	0.0	0.0	0.0	0.0	0.0	0.0	0.0	0.0	0.0	0.0
100°	0.0	0.0	0.0	0.0	0.0	0.0	0.0	0.0	0.0	0.0	0.0
102.5°	0.0	0.0	0.0	0.0	0.0	0.0	0.0	0.0	0.0	0.0	0.0
105°	0.0	0.0	0.0	0.0	0.0	0.0	0.0	0.0	0.0	0.0	0.0
107.5°	0.0	0.0	0.0	0.0	0.0	0.0	0.0	0.0	0.0	0.0	0.0
110°	0.0	0.0	0.0	0.0	0.0	0.0	0.0	0.0	0.0	0.0	0.0



REPORT NUMBER: P227464

CATALOG NUMBER: ISW-AF-1000-LED-E1-RW-7030

CANDELA DISTRIBUTION (continued):

	52.5°	55°	57.5°	60°	62.5°	65°	67.5°	70°	72.5°	75°	77.5°
112.5°	0.0	0.0	0.0	0.0	0.0	0.0	0.0	0.0	0.0	0.0	0.0
115°	0.0	0.0	0.0	0.0	0.0	0.0	0.0	0.0	0.0	0.0	0.0
117.5°	0.0	0.0	0.0	0.0	0.0	0.0	0.0	0.0	0.0	0.0	0.0
120°	0.0	0.0	0.0	0.0	0.0	0.0	0.0	0.0	0.0	0.0	0.0
122.5°	0.0	0.0	0.0	0.0	0.0	0.0	0.0	0.0	0.0	0.0	0.0
125°	0.0	0.0	0.0	0.0	0.0	0.0	0.0	0.0	0.0	0.0	0.0
127.5°	0.0	0.0	0.0	0.0	0.0	0.0	0.0	0.0	0.0	0.0	0.0
130°	0.0	0.0	0.0	0.0	0.0	0.0	0.0	0.0	0.0	0.0	0.0
132.5°	0.0	0.0	0.0	0.0	0.0	0.0	0.0	0.0	0.0	0.0	0.0
135°	0.0	0.0	0.0	0.0	0.0	0.0	0.0	0.0	0.0	0.0	0.0
137.5°	0.0	0.0	0.0	0.0	0.0	0.0	0.0	0.0	0.0	0.0	0.0
140°	0.0	0.0	0.0	0.0	0.0	0.0	0.0	0.0	0.0	0.0	0.0
142.5°	0.0	0.0	0.0	0.0	0.0	0.0	0.0	0.0	0.0	0.0	0.0
145°	0.0	0.0	0.0	0.0	0.0	0.0	0.0	0.0	0.0	0.0	0.0
147.5°	0.0	0.0	0.0	0.0	0.0	0.0	0.0	0.0	0.0	0.0	0.0
150°	0.0	0.0	0.0	0.0	0.0	0.0	0.0	0.0	0.0	0.0	0.0
152.5°	0.0	0.0	0.0	0.0	0.0	0.0	0.0	0.0	0.0	0.0	0.0
155°	0.0	0.0	0.0	0.0	0.0	0.0	0.0	0.0	0.0	0.0	0.0
157.5°	0.0	0.0	0.0	0.0	0.0	0.0	0.0	0.0	0.0	0.0	0.0
160°	0.0	0.0	0.0	0.0	0.0	0.0	0.0	0.0	0.0	0.0	0.0
162.5°	0.0	0.0	0.0	0.0	0.0	0.0	0.0	0.0	0.0	0.0	0.0
165°	0.0	0.0	0.0	0.0	0.0	0.0	0.0	0.0	0.0	0.0	0.0
167.5°	0.0	0.0	0.0	0.0	0.0	0.0	0.0	0.0	0.0	0.0	0.0
170°	0.0	0.0	0.0	0.0	0.0	0.0	0.0	0.0	0.0	0.0	0.0
172.5°	0.0	0.0	0.0	0.0	0.0	0.0	0.0	0.0	0.0	0.0	0.0
175°	0.0	0.0	0.0	0.0	0.0	0.0	0.0	0.0	0.0	0.0	0.0
177.5°	0.0	0.0	0.0	0.0	0.0	0.0	0.0	0.0	0.0	0.0	0.0
180°	0.0	0.0	0.0	0.0	0.0	0.0	0.0	0.0	0.0	0.0	0.0



REPORT NUMBER: P227464

CATALOG NUMBER: ISW-AF-1000-LED-E1-RW-7030

CANDELA DISTRIBUTION (continued):

	80°	82.5°	85°	87.5°	90°
0°	607.5	607.5	607.5	607.5	607.5
2.5°	607.5	605.9	609.0	604.3	608.2
5°	618.3	611.3	619.9	611.3	619.1
7.5°	633.1	621.5	633.9	621.5	633.9
10°	647.1	627.7	647.9	629.2	648.7
12.5°	668.1	644.8	671.2	645.6	671.2
15°	691.5	665.0	694.6	665.8	696.1
17.5°	710.1	684.5	713.2	684.5	714.0
20°	725.7	705.5	729.6	705.5	731.9
22.5°	743.6	728.8	748.2	728.8	752.9
25°	766.9	756.8	772.3	758.3	775.5
27.5°	794.1	787.1	799.6	789.5	802.7
30°	826.0	823.7	829.9	825.2	833.0
32.5°	861.8	867.2	867.2	867.2	870.3
35°	913.9	918.6	918.6	920.1	920.9
37.5°	963.7	971.5	970.7	973.0	973.0
40°	1015.8	1025.9	1025.9	1025.9	1027.5
42.5°	1073.3	1084.2	1085.8	1081.1	1084.2
45°	1137.9	1141.8	1145.7	1143.3	1148.8
47.5°	1207.1	1211.0	1214.1	1211.0	1219.6
50°	1288.8	1288.0	1296.6	1288.0	1300.5
52.5°	1374.4	1381.4	1386.8	1378.2	1386.8
55°	1470.8	1468.5	1486.4	1474.7	1486.4
57.5°	1576.6	1576.6	1594.5	1583.6	1596.8
60°	1701.8	1691.7	1716.6	1698.7	1716.6
62.5°	1828.6	1810.7	1838.7	1823.1	1846.5
65°	1974.8	1949.1	1975.6	1955.4	1976.4
67.5°	2122.6	2093.0	2101.6	2091.5	2103.1
70°	2312.4	2308.5	2298.4	2327.9	2302.3
72.5°	2111.7	2156.8	2120.3	2191.0	2142.8
75°	1297.4	1380.6	1426.5	1498.8	1487.1
77.5°	307.2	273.0	301.0	269.9	304.1
80°	113.6	103.4	108.1	94.1	105.0
82.5°	77.8	67.7	65.3	52.1	56.0
85°	49.8	40.4	37.3	31.1	34.2
87.5°	29.6	22.6	21.0	17.9	18.7
90°	8.6	3.1	6.2	1.6	5.4
92.5°	0.0	0.0	0.0	0.0	0.0
95°	0.0	0.0	0.0	0.0	0.0
97.5°	0.0	0.0	0.0	0.0	0.0
100°	0.0	0.0	0.0	0.0	0.0
102.5°	0.0	0.0	0.0	0.0	0.0
105°	0.0	0.0	0.0	0.0	0.0
107.5°	0.0	0.0	0.0	0.0	0.0
110°	0.0	0.0	0.0	0.0	0.0



REPORT NUMBER: P227464

CATALOG NUMBER: ISW-AF-1000-LED-E1-RW-7030

CANDELA DISTRIBUTION (continued):

	80°	82.5°	85°	87.5°	90°
112.5°	0.0	0.0	0.0	0.0	0.0
115°	0.0	0.0	0.0	0.0	0.0
117.5°	0.0	0.0	0.0	0.0	0.0
120°	0.0	0.0	0.0	0.0	0.0
122.5°	0.0	0.0	0.0	0.0	0.0
125°	0.0	0.0	0.0	0.0	0.0
127.5°	0.0	0.0	0.0	0.0	0.0
130°	0.0	0.0	0.0	0.0	0.0
132.5°	0.0	0.0	0.0	0.0	0.0
135°	0.0	0.0	0.0	0.0	0.0
137.5°	0.0	0.0	0.0	0.0	0.0
140°	0.0	0.0	0.0	0.0	0.0
142.5°	0.0	0.0	0.0	0.0	0.0
145°	0.0	0.0	0.0	0.0	0.0
147.5°	0.0	0.0	0.0	0.0	0.0
150°	0.0	0.0	0.0	0.0	0.0
152.5°	0.0	0.0	0.0	0.0	0.0
155°	0.0	0.0	0.0	0.0	0.0
157.5°	0.0	0.0	0.0	0.0	0.0
160°	0.0	0.0	0.0	0.0	0.0
162.5°	0.0	0.0	0.0	0.0	0.0
165°	0.0	0.0	0.0	0.0	0.0
167.5°	0.0	0.0	0.0	0.0	0.0
170°	0.0	0.0	0.0	0.0	0.0
172.5°	0.0	0.0	0.0	0.0	0.0
175°	0.0	0.0	0.0	0.0	0.0
177.5°	0.0	0.0	0.0	0.0	0.0
180°	0.0	0.0	0.0	0.0	0.0

(END OF REPORT)